■外形尺寸和印记 Outline Dimensions and Mark

DO-41

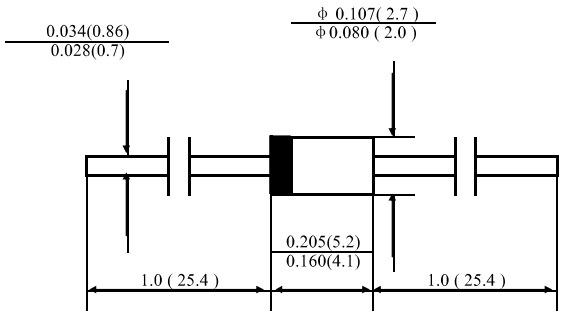

inch mm

■特征 Features

- I_o 1.0A
- VRRM
- 耐正向浪涌电流能力高
- High surge current capability

■用途 Applications

- 整流用 Rectifier

■极限值（绝对最大额定值）
Limiting Values (Absolute Maximum Rating)

参数名称 Item	符号 Symbol	单位 Unit	条件 Conditions	EM			
				513	516	518	520
反向重复峰值电压 Repetitive Peak Reverse Voltage	V_{RRM}	V		1600	1800	2000	2000
正向平均电流 Average Forward Current	$I_{F(AV)}$	A	正弦半波60Hz,电阻负载,Ta=50℃ 60Hz Half-sine wave, Resistance load, Ta=50℃	1.0		0.2	
正向（不重复）浪涌电流 Surge(Non-repetitive)Forward Current	I_{FSM}	A	正弦半波60Hz，一个周期，Ta=25℃ 60Hz Half-sine wave,1 cycle, Ta=25℃	30			
结温 Junction Temperature	T_J	℃		-55~+125			
储存温度 Storage Temperature	T_{STG}	℃		-55 ~ +150			

■电特性 （Ta=25℃ 除非另有规定）
Electrical Characteristics (Ta=25℃ Unless otherwise specified）

参数名称 Item	符号 Symbol	单位 Unit	测试条件 Test Condition		最大值 Max	
正向峰值电压 Peak Forward Voltage	V_{FM}	V	I_{FM}=1.0A		1.0	2.0
反向峰值电流 Peak Reverse Current	I_{RRM1}	μA	$V_{RM}=V_{RRM}$	Ta=25℃	5	
	I_{RRM2}			Ta=100℃	50	
热阻(典型) Thermal Resistance(Typical)	$R_{\theta J-A}$	℃/W	结和环境之间 Between junction and ambient		55	
	$R_{\theta J-L}$		结和引线之间 Between junction and lead		25	

■特性曲线（典型）

图1：正向电流降额曲线
FIG.1: FORWARD CURRENT DERATING CURVE

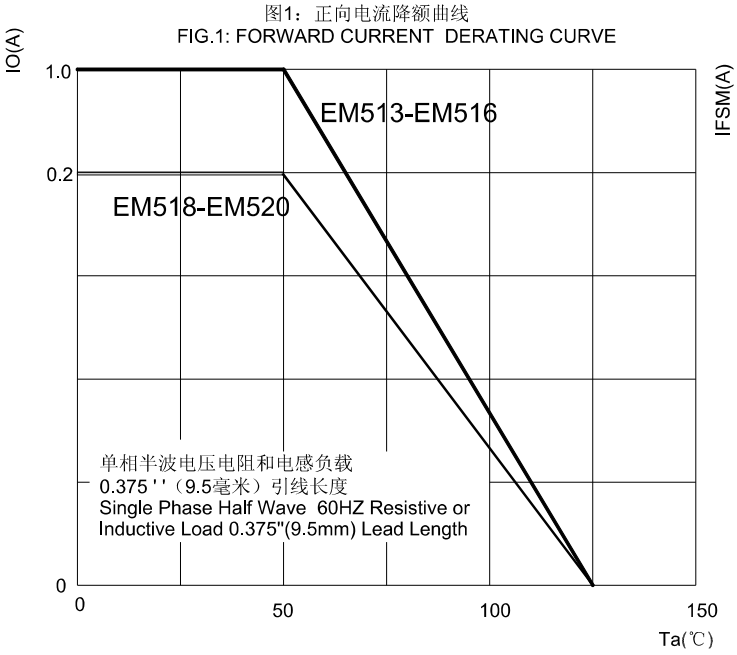

图2: 最大正向浪涌冲击耐受力
FIG.2: MAXIMUM NON-REPETITIVE FORWARD SURGE CURRENT

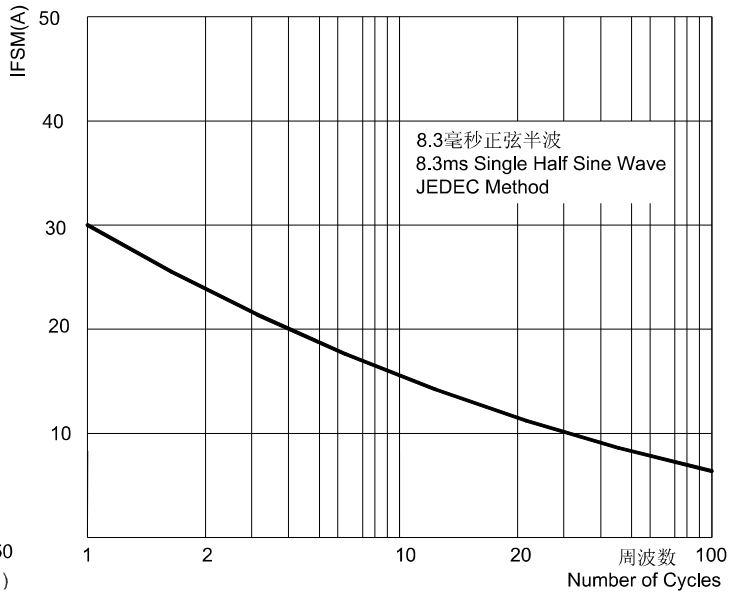

图3: 典型正向特性曲线
FIG.3:TYPICAL FORWARD CHARACTERISTICS

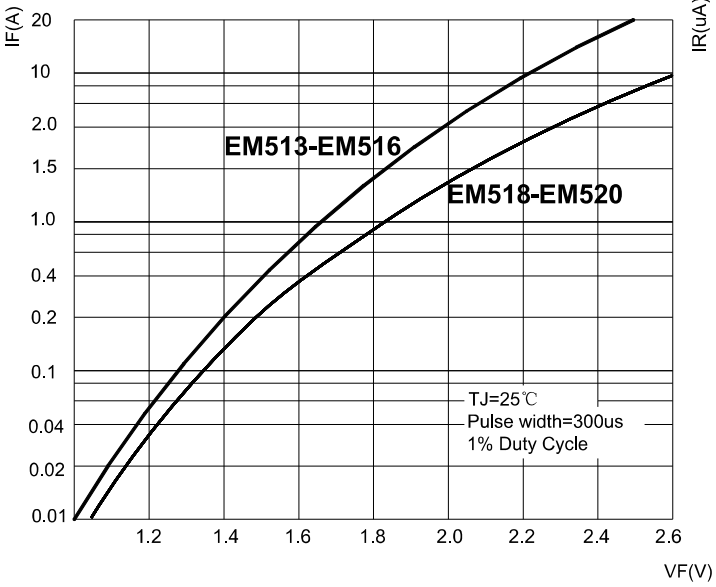
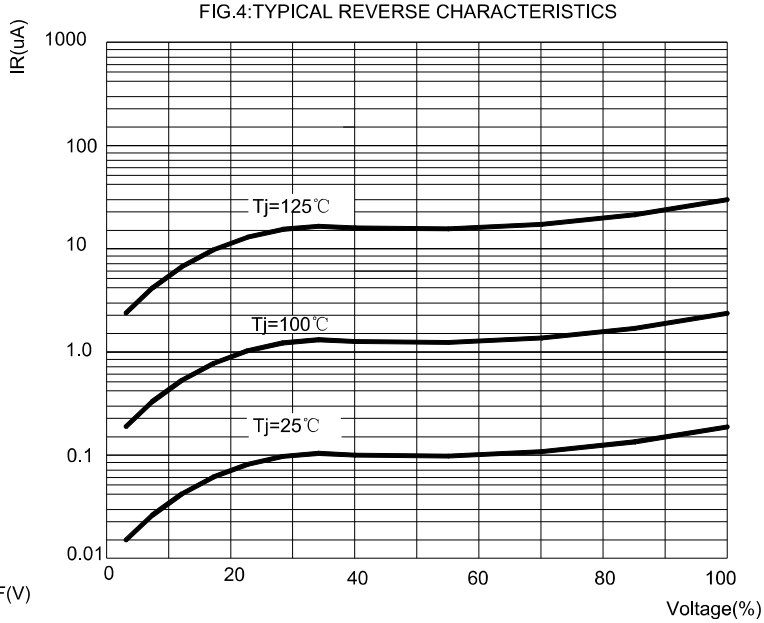
图4: 典型反向特性曲线
FIG.4:TYPICAL REVERSE CHARACTERISTICS