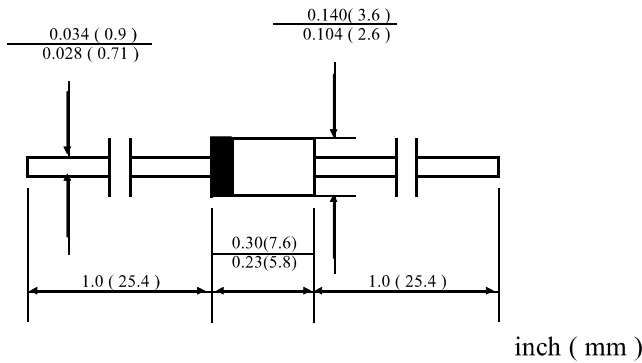


■外形尺寸和印记 Outline Dimensions and Mark
DO-15



■特征 Features

- P_{PP} 600W
- V_{BR} 6.8V-600V

■用途 Applications

- 箝位电压用 Clamping Voltage

■极限值（绝对最大额定值）

Limiting Values (Absolute Maximum Rating)

参数名称 Item	符号 Symbol	单位 Unit	条件 Conditions	最大值 Max
最大损耗功率 Peak power dissipation	PPPM	W	在10/1000us 波形下测试 with a 10/1000us waveform	600
最大脉冲电流 Peak pulse current	IPPM	A	在10/1000us 波形下测试 with a 10/1000us waveform	见下面表格 See Next Table
功率损耗 Power dissipation	PD	W	无限散热片@ TL=75℃ on infinite heat sink at TL=75℃	5
最大正向浪涌电流 Peak forward surge current	IFSM	A	8.3ms正弦半波, 仅单向型 8.3 ms single half sine-wave unidirectional only	100
工作结温和存储温度范围 Operating junction and storage temperature range	T _J ,T _{STG}	℃		-55 to +175

■电特性（Ta=25℃ 除非另有规定）

Electrical Characteristics (T_a=25℃ Unless otherwise specified)

参数名称 Item	符号 Symbol	单位 Unit	条件 Conditions	最大值 Max
最大瞬间正向电压 (1) Maximum instantaneous forward Voltage (1)	V _F	V	在25A下测试, 仅单向型 at 25A for unidirectional only	3.5/5.0
典型热阻 Thermal resistance	R _{θJL}	℃/W	结到引线 junction to lead	20
	R _{θJA}	℃/W	结到环境 junction to ambient	75

备注: Notes:

1. V_F=3.5V适用于P6KE220(A)及其以下型号; V_F=5.0V适用于P6KE250(A)及其以上型号
V_F = 3.5 V for P6KE220(A) and below; V_F = 5.0 V for P6KE250(A) and above

■ 电性参数 (T_A=25℃ 除非另有规定)
Electrical Characteristics (T_A=25℃ unless otherwise noted)

产品型号 (单向) Part Number(U ni)	产品型号 (双向) Part Number(Bi)	击穿电压 V _{BR} @I _T Breakdown Voltage V _{BR} @I _T			最大反向漏 电 流 I _R Maximum Reverse Leakage I _R @ V _{WM} (μ A)	最大工作电压 V _{RWM} Working Peak Reverse Voltage V _{RWM} (V)	最大反向浪涌 电流 IPP Maximum Reverse Surge Current IPP (A)	最大箝位电压 Maximum Clamping Voltage V _c @ I _{IPP} (V)	最大温度系数 Maximum Temperature Coefficient of V _{BR} (%/°C)
		最小 Min(V)	最大 Max (V)	测试电流 IT(mA)					
P6KE6.8	P6KE6.8C	6.12	7.48	10	1000	5.50	55.6	10.8	0.057
P6KE6.8A	P6KE6.8CA	6.45	7.14	10	1000	5.80	57.1	10.5	0.057
P6KE7.5	P6KE7.5C	6.75	8.25	10	500	6.05	51.3	11.7	0.061
P6KE7.5A	P6KE7.5CA	7.13	7.88	10	500	6.40	53.1	11.3	0.061
P6KE8.2	P6KE8.2C	7.38	9.02	10	200	6.63	48.0	12.5	0.065
P6KE8.2A	P6KE8.2CA	7.79	8.61	10	200	7.02	49.6	12.1	0.065
P6KE9.1	P6KE9.1C	8.19	10.0	1.0	50	7.37	43.5	13.8	0.068
P6KE9.1A	P6KE9.1CA	8.65	9.55	1.0	50	7.78	44.8	13.4	0.068
P6KE10	P6KE10C	9.00	11.0	1.0	10	8.10	40.0	15.0	0.073
P6KE10A	P6KE10CA	9.50	10.5	1.0	10	8.55	41.4	14.5	0.073
P6KE11	P6KE11C	9.90	12.1	1.0	5.0	8.92	37.0	16.2	0.075
P6KE11A	P6KE11CA	10.5	11.6	1.0	5.0	9.40	38.5	15.6	0.075
P6KE12	P6KE12C	10.8	13.2	1.0	5.0	9.72	34.7	17.3	0.078
P6KE12A	P6KE12CA	11.4	12.6	1.0	5.0	10.2	35.9	16.7	0.078
P6KE13	P6KE13C	11.7	14.3	1.0	5.0	10.5	31.6	19.0	0.081
P6KE13A	P6KE13CA	12.4	13.7	1.0	5.0	11.1	33.0	18.2	0.081
P6KE15	P6KE15C	13.5	16.5	1.0	1.0	12.1	27.3	22.0	0.084
P6KE15A	P6KE15CA	14.3	15.8	1.0	1.0	12.8	28.3	21.2	0.084
P6KE16	P6KE16C	14.4	17.6	1.0	1.0	12.9	25.5	23.5	0.086
P6KE16A	P6KE16CA	15.2	16.8	1.0	1.0	13.6	26.7	22.5	0.086
P6KE18	P6KE18C	16.2	19.8	1.0	1.0	14.5	22.6	26.5	0.088
P6KE18A	P6KE18CA	17.1	18.9	1.0	1.0	15.3	23.8	25.2	0.088
P6KE20	P6KE20C	18.0	22.0	1.0	1.0	16.2	20.6	29.1	0.090
P6KE20A	P6KE20CA	19.0	21.0	1.0	1.0	17.1	21.7	27.7	0.090
P6KE22	P6KE22C	19.8	24.2	1.0	1.0	17.8	18.8	31.9	0.092
P6KE22A	P6KE22CA	20.9	23.1	1.0	1.0	18.8	19.6	30.6	0.092
P6KE24	P6KE24C	21.6	26.4	1.0	1.0	19.4	17.3	34.7	0.094
P6KE24A	P6KE24CA	22.8	25.2	1.0	1.0	20.5	18.1	33.2	0.094
P6KE27	P6KE27C	24.3	29.7	1.0	1.0	21.8	15.3	39.1	0.096
P6KE27A	P6KE27CA	25.7	28.4	1.0	1.0	23.1	16.0	37.5	0.096
P6KE30	P6KE30C	27.0	33.0	1.0	1.0	24.3	13.8	43.5	0.097
P6KE30A	P6KE30CA	28.5	31.5	1.0	1.0	25.6	14.5	41.4	0.097
P6KE33	P6KE33C	29.7	36.3	1.0	1.0	26.8	12.6	47.7	0.098
P6KE33A	P6KE33CA	31.4	34.7	1.0	1.0	28.2	13.1	45.7	0.098
P6KE36	P6KE36C	32.4	39.6	1.0	1.0	29.1	11.5	52.0	0.099
P6KE36A	P6KE36CA	34.2	37.8	1.0	1.0	30.8	12.0	49.9	0.099

■ 电性参数 (TA=25℃ 除非另有规定)

Electrical Characteristics (TA=25℃ unless otherwise noted)

产品型号 (单向) Part Number(Uni)	产品型号 (双向) Part Number(Bi)	击穿电压 $V_{BR}@I_T$ Breakdown Voltage $V_{BR}@I_T$			最大反向漏电流 I_R Maximum Reverse Leakage $I_R@$ V_{WM} (μA)	最大工作电压 V_{RWM} Working Peak Reverse Voltage V_{RWM} (V)	最大反向浪涌 电流 IPP Maximum Reverse Surge Current IPP (A)	最大箝位电压 Maximum Clamping Voltage V_c @ I_{PP} (V)	最大温度系数 Maximum Temperature Coefficient of V_{BR} (%/°C)
		最小 Min(V)	最大 Max (V)	测试电 流 IT(mA)					
P6KE39	P6KE39C	35.1	42.9	1.0	1.0	31.6	10.6	56.4	0.100
P6KE39A	P6KE39CA	37.1	41.0	1.0	1.0	33.3	11.1	53.9	0.100
P6KE43	P6KE43C	38.7	47.3	1.0	1.0	34.8	9.7	61.9	0.101
P6KE43A	P6KE43CA	40.9	45.2	1.0	1.0	36.8	10.1	59.3	0.101
P6KE47	P6KE47C	42.3	51.7	1.0	1.0	38.1	8.8	67.8	0.101
P6KE47A	P6KE47CA	44.7	49.4	1.0	1.0	40.2	9.3	64.8	0.101
P6KE51	P6KE51C	45.9	56.1	1.0	1.0	41.3	8.2	73.5	0.102
P6KE51A	P6KE51CA	48.5	53.6	1.0	1.0	43.6	8.6	70.1	0.102
P6KE56	P6KE56C	50.4	61.6	1.0	1.0	45.4	7.5	80.5	0.103
P6KE56A	P6KE56CA	53.2	58.8	1.0	1.0	47.8	7.8	77.0	0.103
P6KE62	P6KE62C	55.8	68.2	1.0	1.0	50.2	6.7	89.0	0.104
P6KE62A	P6KE62CA	58.9	65.1	1.0	1.0	53.0	7.1	85.0	0.104
P6KE68	P6KE68C	61.2	74.8	1.0	1.0	55.1	6.1	98.0	0.104
P6KE68A	P6KE68CA	64.6	71.4	1.0	1.0	58.1	6.5	92.0	0.104
P6KE75	P6KE75C	67.5	82.5	1.0	1.0	60.7	5.6	108	0.105
P6KE75A	P6KE75CA	71.3	78.8	1.0	1.0	64.1	5.8	103	0.105
P6KE82	P6KE82C	73.8	90.2	1.0	1.0	66.4	5.1	118	0.105
P6KE82A	P6KE82CA	77.9	86.1	1.0	1.0	70.1	5.3	113	0.105
P6KE91	P6KE91C	81.9	100	1.0	1.0	73.7	4.6	131	0.106
P6KE91A	P6KE91CA	86.5	95.5	1.0	1.0	77.8	4.8	125	0.106
P6KE100	P6KE100C	90.0	110	1.0	1.0	81.0	4.2	144	0.106
P6KE100A	P6KE100CA	95.0	105	1.0	1.0	85.5	4.4	137	0.106
P6KE110	P6KE110C	99.0	121	1.0	1.0	89.2	3.8	158	0.107
P6KE110A	P6KE110CA	105	116	1.0	1.0	94.0	3.9	152	0.107
P6KE120	P6KE120C	108	132	1.0	1.0	97.2	3.5	173	0.107
P6KE120A	P6KE120CA	114	126	1.0	1.0	102	3.6	165	0.107
P6KE130	P6KE130C	117	143	1.0	1.0	105	3.2	187	0.107
P6KE130A	P6KE130CA	124	137	1.0	1.0	111	3.4	179	0.107
P6KE150	P6KE150C	135	165	1.0	1.0	121	2.8	215	0.108
P6KE150A	P6KE150CA	143	158	1.0	1.0	128	2.9	207	0.108
P6KE160	P6KE160C	144	176	1.0	1.0	130	2.6	230	0.108
P6KE160A	P6KE160CA	152	168	1.0	1.0	136	2.7	219	0.108
P6KE170	P6KE170C	153	187	1.0	1.0	138	2.5	244	0.108
P6KE170A	P6KE170CA	162	179	1.0	1.0	145	2.6	234	0.108
P6KE180	P6KE180C	162	198	1.0	1.0	146	2.3	258	0.108
P6KE180A	P6KE180CA	171	189	1.0	1.0	154	2.4	246	0.108

■电性参数 (TA=25°C 除非另有规定)
Electrical Characteristics (TA=25°C unless otherwise noted)

产品型号 (单向) Part Number(Uni)	产品型号 (双向) Part Number(Bi)	击穿电压 $V_{BR}@I_T$ Breakdown Voltage $V_{BR}@I_T$			最大反向漏电流 I_R Maximum Reverse Leakage $I_R @$ $V_{WM} (\mu A)$	最大工作电压 V_{RWM} Working Peak Reverse Voltage $V_{RWM}(V)$	最大反向浪涌 电流 IPP Maximum Reverse Surge Current IPP (A)	最大箝位电压 Maximum Clamping Voltage V_c @ I_{PP} (V)	最大温度系数 Maximum Temperature Coefficient of V_{BR} (%/°C)
		最小 Min(V)	最大 Max (V)	测试电 流 IT(mA)					
P6KE200	P6KE200C	180	220	1.0	1.0	162	2.1	287	0.108
P6KE200A	P6KE200CA	190	210	1.0	1.0	171	2.2	274	0.108
P6KE220	P6KE220C	198	242	1.0	1.0	175	1.7	344	0.108
P6KE220A	P6KE220CA	209	231	1.0	1.0	185	1.8	328	0.108
P6KE250	P6KE250C	225	275	1.0	1.0	202	1.7	360	0.110
P6KE250A	P6KE250CA	237	263	1.0	1.0	214	1.7	344	0.110
P6KE300	P6KE300C	270	330	1.0	1.0	243	1.4	430	0.110
P6KE300A	P6KE300CA	285	315	1.0	1.0	256	1.4	414	0.110
P6KE350	P6KE350C	315	385	1.0	1.0	284	1.2	504	0.110
P6KE350A	P6KE350CA	333	368	1.0	1.0	300	1.2	482	0.110
P6KE400	P6KE400C	360	440	1.0	1.0	324	1.0	574	0.110
P6KE400A	P6KE400CA	380	420	1.0	1.0	342	1.1	548	0.110
P6KE440	P6KE440C	396	484	1.0	1.0	356	0.95	631	0.110
P6KE440A	P6KE440CA	418	462	1.0	1.0	376	1.00	602	0.110
P6KE480	P6KE480C	432	528	1.0	1.0	389	0.88	686	0.110
P6KE480A	P6KE480CA	456	504	1.0	1.0	408	0.91	658	0.110
P6KE510	P6KE510C	459	561	1.0	1.0	413	0.82	729	0.110
P6KE510A	P6KE510CA	485	535	1.0	1.0	434	0.86	698	0.110
P6KE530	P6KE530C	477	583	1.0	1.0	424	0.77	782	0.110
P6KE530A	P6KE530CA	504	556	1.0	1.0	450	0.80	725	0.110
P6KE540	P6KE540C	486	594	1.0	1.0	437	0.78	772	0.110
P6KE540A	P6KE540CA	513	567	1.0	1.0	459	0.81	740	0.110
P6KE600	P6KE600C	560	660	1.0	1.0	480	0.94	690	0.110
P6KE600A	P6KE600CA	570	630	1.0	1.0	510	1.00	822	0.110

■ 特性曲线 (典型)

图1: 最大脉冲功率曲线

FIG1: Peak Pulse Power Rating Curve

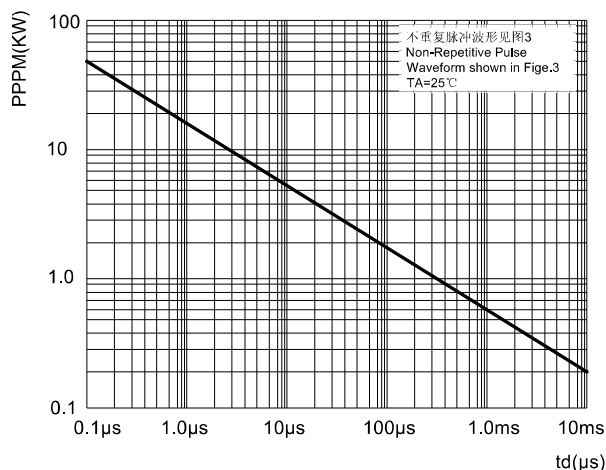


图2: 脉冲功率或电流与结温关系

FIG2: Pulse Power or Current vs. Initial Junction Temperature

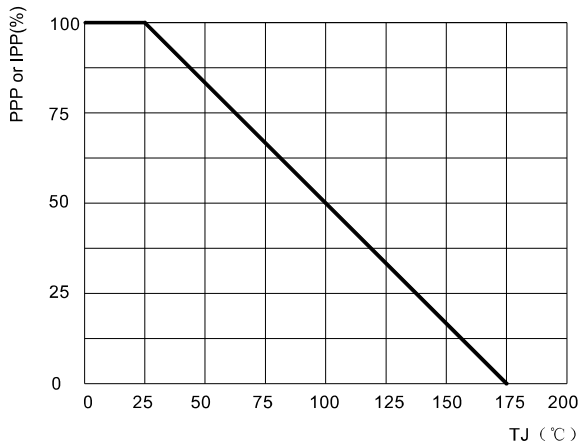


图3: 脉冲波形

FIG3: Pulse Waveform

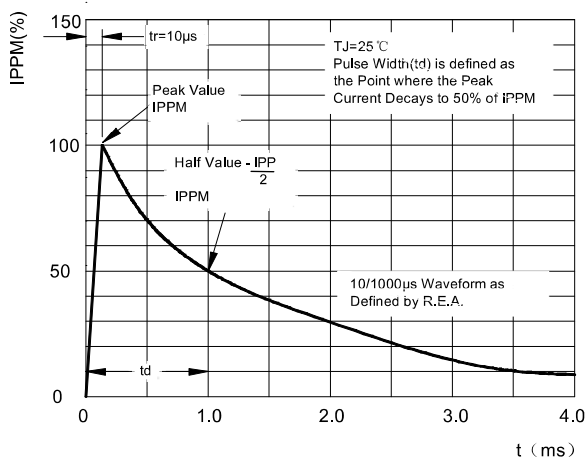


图4: 功率降额曲线

FIG4: Power Derating Curve

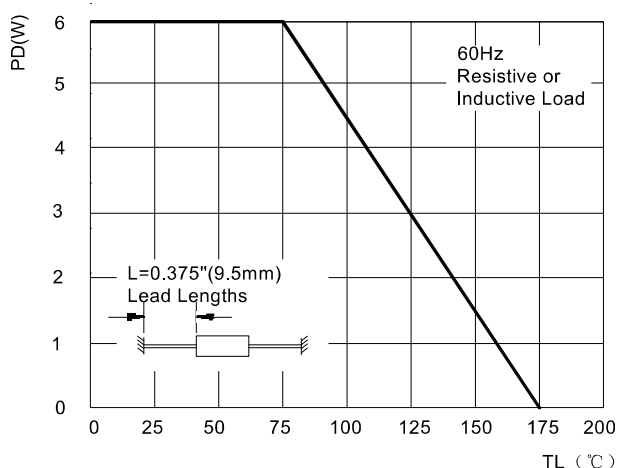


图5: 最大不重复浪涌电流

FIG5: Maximum Non-Repetitive Surge Current

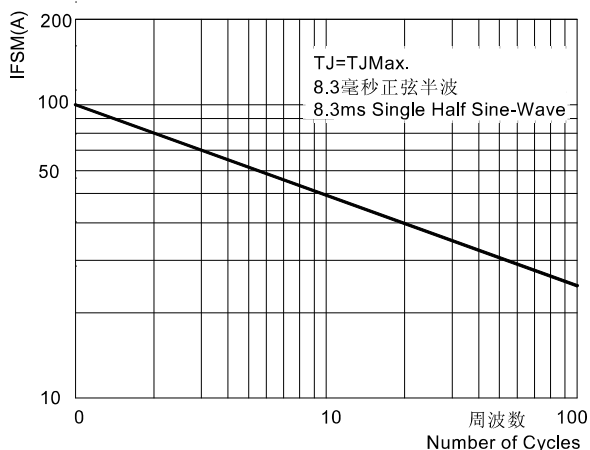


图6: 典型瞬态热阻

FIG6: Typical Transient Thermal Impedance

