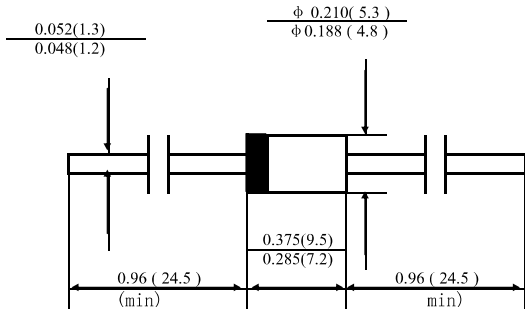


■外形尺寸和印记 Outline Dimensions and Mark
DO-27



inch (mm)

■特征 Features

- I_o 3.0A
- VRRM 50V-1000V
- 耐正向浪涌电流能力高
- High surge current capability

■用途 Applications

- 整流用 Rectifier

■极限值（绝对最大额定值）

Limiting Values (Absolute Maximum Rating)

| 参数名称 Item | 符号 Symbol | 单位 Unit | 条件 Conditions | UF540 | | | | | | | |
|---|--------------|------------------|---|------------|-----|-----|-----|-----|-----|-----|------|
| | | | | 0 | 1 | 2 | 4 | 5 | 6 | 7 | 8 |
| 反向重复峰值电压 Repetitive Peak Reverse Voltage | V_{RRM} | V | | 50 | 100 | 200 | 400 | 500 | 600 | 800 | 1000 |
| 正向平均电流 Average Forward Current | $I_{F(AV)}$ | A | 正弦半波 60Hz, 电阻负载, $T_a=50^\circ\text{C}$ 60Hz Half-sine wave, Resistance load, $T_a=50$ | 3.0 | | | | | | | |
| 正向（不重复）浪涌电流 Surge(Non-repetitive)Forward Current | I_{FSM} | A | 正弦半波 60Hz, 一个周期, $T_a=25^\circ\text{C}$ 60Hz Half-sine wave, 1 cycle, $T_a=25^\circ\text{C}$ | 150 | | | | | | | |
| 结温 Junction Temperature | T_J | $^\circ\text{C}$ | | -55~+125 | | | | | | | |
| 储存温度 Storage Temperature | T_{STG} | $^\circ\text{C}$ | | -55 ~ +150 | | | | | | | |

■电特性（ $T_a=25^\circ\text{C}$ 除非另有规定）

Electrical Characteristics ($T_a=25^\circ\text{C}$ Unless otherwise specified)

| 参数名称 Item | 符号 Symbol | 单位 Unit | 测试条件 Test Condition | UF540 | | | | | | | |
|---------------------------------------|-----------------|--------------------|--|-------------------------|---|---|---|-----|---|---|---|
| | | | | 0 | 1 | 2 | 4 | 5 | 6 | 7 | 8 |
| 正向峰值电压 Peak Forward Voltage | V_{FM} | V | $I_{FM}=1.0A$ | 1.0 | | | | 1.7 | | | |
| 反向峰值电流 Peak Reverse Current | I_{RRM1} | μA | $V_{RM}=V_{RRM}$ | $T_a=25^\circ\text{C}$ | | | | | | | |
| | I_{RRM2} | | | $T_a=100^\circ\text{C}$ | | | | | | | |
| 反向恢复时间 Reverse Recovery time | t_{rr} | ns | $I_F=0.5A$ $I_R=1A$ $I_{RR}=0.25A$ | 50 | | | | 75 | | | |
| 热阻(典型) Thermal Resistance(Typical) | $R_{\theta JA}$ | $^\circ\text{C/W}$ | 结和环境之间 Between junction and ambient | 55 | | | | | | | |
| | $R_{\theta JL}$ | | 结和引线之间 Between junction and lead | 25 | | | | | | | |

■ 特性曲线 (典型)

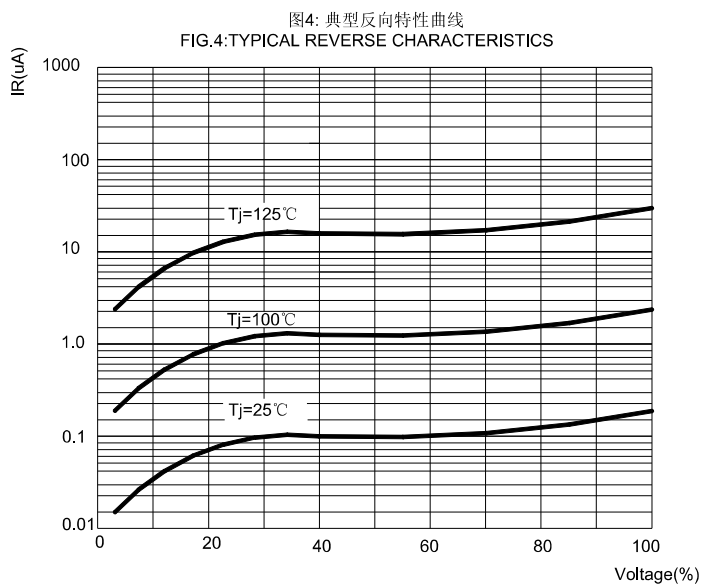
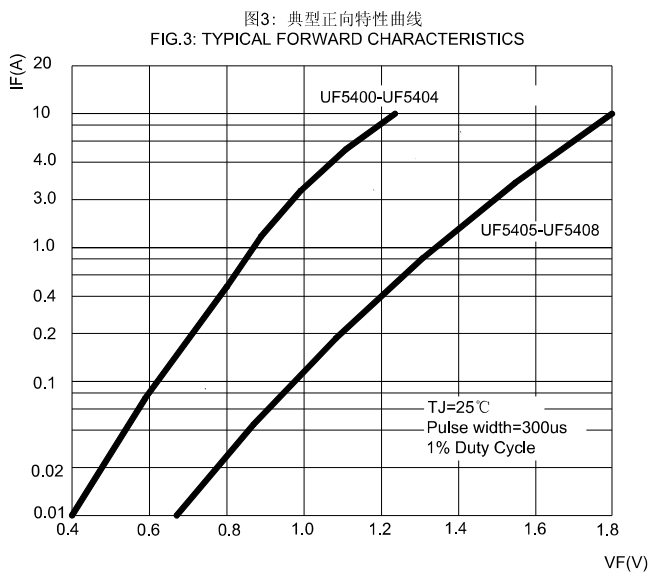
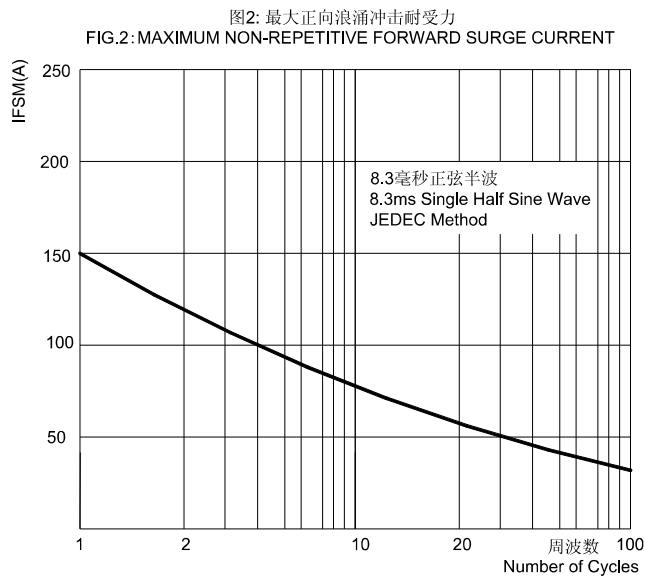
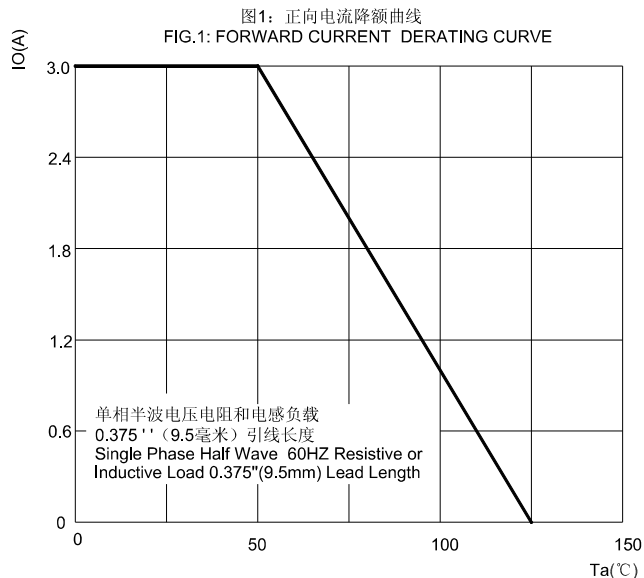


图5: 反向恢复时间试验电路及测试波形示意图
FIG.5: Diagram of circuit and Testing wave form of reverse recovery time

